

DIOCESE OF DUBROVNIK

ANNUAL
FINANCIAL
REPORT *2018*



Contents

Bishop's letter	3
Financial overview	5
The Diocese of Dubrovnik - 2018	7
Financial report on consolidated cash flow of the Diocese of Dubrovnik and associated legal entities in 2018	9
Other financial reports of the Diocese of Dubrovnik and associated legal entities in 2018	16

Bishop's Letter

“As the faithful and prudent administrator has a vocation to care attentively for those goods that have been entrusted to him, so the Church is conscious of her call to safeguard and carefully administer her goods in light of her mission of evangelization, with special care for the needy.” (Pope Francis, Apostolic Letter *issued motu proprio* [Fidelis dispensator et prudens](#), 24 February 2014).

This awareness of the Church encourages her to use material goods to achieve her aims, “and these are divine worship, the just compensation of the clergy, the carrying out of apostolic works and works of charity, especially at the service of the poor (cf. can. 1254 § 2 CIC). Consequently, the Church is keenly aware of her responsibility to ensure that the administration of her economic resources is always directed to those ends.” (Pope Francis, Apostolic Letter *issued motu proprio* [I beni temporali](#), 4 July 2016). The responsibility to which the pope refers is closely related to transparency. Responsibility in administering temporal goods should always consider both those for whose benefit they are being used as well as those who gave the goods as an offering. This sort of administration necessarily calls for transparency while transparency at the same time encourages responsibility in administration. Making financial reports public is a common way to facilitate transparency by letting the public see one's activities and their results. The consequences of such an act are, on the one hand, increased prudence in administering and critical examination of one's choices, actions and behaviours, and, on the other hand, greater trust and credibility. (cf. Congregation for Institutes of Consecrated Life and Societies of Apostolic Life, [Economy at the Service of the Charism and Mission](#), n. 41(43)). It is with awareness of these facts that the Diocese of Dubrovnik publishes its financial reports and balance sheets that pertain to the Diocese and its associated legal entities for the year 2018. We apologize that the publication is taking place at this relatively late stage due to internal reorganization.

We hope that the publication of these reports will have some important consequences. The first is that this will provide encouragement and aid for an even more responsible administration of goods entrusted to us, the persons responsible for administering the material goods of the Diocese of Dubrovnik, which includes the bishop, vicar general, economist and employees in the financial office as well as the members of the Committee of Counsellors and members of the Economic Council. In the area of the Diocese of Dubrovnik, alongside the regular task of administering temporal goods one should also especially note the maintenance of cultural goods which are not only our own but also the common heritage of the Croatian people and humanity as a whole. The other (of equal import) consequence is the hope that this publication will be an encouragement to all those who invested in aiding our mission to continue to do so with trust in our administration and the credibility of our actions. Given that we receive funds from the budget of the Republic of Croatia the donors ultimately include all of the Croatian public and society as a whole, but primarily I am thinking of the faithful of the Diocese of Dubrovnik.

With this hope, which I attach to my gratitude to all those who in any way aided our mission, I call God's blessing and the intercession of Saint Blaise, the patron of Dubrovnik, upon all of the aforementioned.

+Mate Uzinić

Mate Uzinić, bishop

Financial overview

The Diocese of Dubrovnik has continued to meet its standing obligations in 2018. By controlling regular and extraordinary expenditures we have reduced spending on interest on loans as well as banking fees and other banking services. Bearing in mind our priorities and our mission as well as the importance of pastoral projects, the Diocese took on additional debt in 2017 in order to help the parish of Korčula build its pastoral centre. Considering our planned projects, high level of indebtedness ((43,744,373.79) kuna) and standard annual obligations we decided to take a long-term loan from other dioceses in the second half of the year in order to maintain liquidity. This considerably increased the Diocese's financial stability.

The real consolidated financial statement at the end of 2018 indicates a deficit of 34,672,113.67 kuna, which is a result of the difference between total assets in our accounts and the total debts of the Diocese and its associated legal entities. This also indicates that we have reduced our deficit by 4.35% at the end of 2018 in relation to the end of 2017, when the real financial statement amounted to (36,249,479.78) kn. The level of indebtedness of the Diocese of Dubrovnik in relation to its revenue is still very high, but by refinancing our obligations continuously and with strict financial discipline we are able to see good progress is being made from year to year. Thus in relation to last year we have reduced total debts by 705,031.77 kn despite needing to accrue new debts. The long-term aim of the Diocese is to meet all obligations that concern debts and loans completely. We expect we will have achieved this in seven years' time, unless unexpected extraordinary expenditure were to interfere.

The first part of the financial report of the Diocese of Dubrovnik in 2018 indicates consolidated cash flow of the Diocese and its associated legal entities with reference to the previous year, while the second part shows all balance sheets with revenue and expenditure and with calculations of profit and loss. We are aware of certain flaws in this report as well as its tardy publication but we are trying to raise its quality and clarity every year. These are partly a consequence of staff changes in the Diocese ordinariate. The report is also published in Italian and

English (a practice established in previous years) so as to facilitate transparency in relation to various friends and collaborators of the Diocese abroad.

Caritas, the charity of the Diocese has continued to realize new projects this year with quality programmes alongside the established project "Hand of goodness" for which it received 700 000 kuna.

The Caboga Stiftung (foundation) and the Diocese of Dubrovnik have finished the project of refurbishment of Palace Sorkočević, the old Diocese home opposite the Cathedral, which has now been restored after 40 years. Thus the long-term plan for the return of the bishop into the historic core of the city has been achieved. This is certainly one of the most significant events of the year 2018 and we are most grateful for the collaboration of many institutions, especially Mr Ivo Felner and Caboga Stiftung foundation which provided funds for the completion of the project.

With these financial reports we try to show the activities of the Diocese and its associated legal entities (and administration of financial assets) with greater precision every year. Since we first started to publish financial reports in 2014 we have been faced with the problem of not having a standard financial report pattern that would be adequate for religious organization. For this reason we have made additional effort every year to publish a breakdown of revenue and expenditure and so improve our financial reports. Due to this process of standardization the structure of the report has changed this year. Hence we have adapted the relevant data relating to the previous year so as to fit the structure of this year's report.

I take this opportunity to thank everyone who has aided the various projects and activities of the Diocese of Dubrovnik (and associated entities) with their work and donations. I believe that this financial report will facilitate an even better and more accountable administration of temporal goods of the Church and its service to others.


don Tomislav Sikavica, deacon

Diocese of Dubrovnik – 2018

ORDINARIATE

mons. Mate Uzinić, bishop

don Hrvoje Katušić, vicar general

CHANCELLARY

don Ivica Pervan, chancellor

FINANCIAL OFFICE

Tomislav Sikavica, deacon (economist from 11 July 2018)

Nikola Živković, economist (until 11 July 2018)

ACCOUNTING

Ana Miloš and Kristina Vuletić

Majda Žuhović (from 1 April 2018)

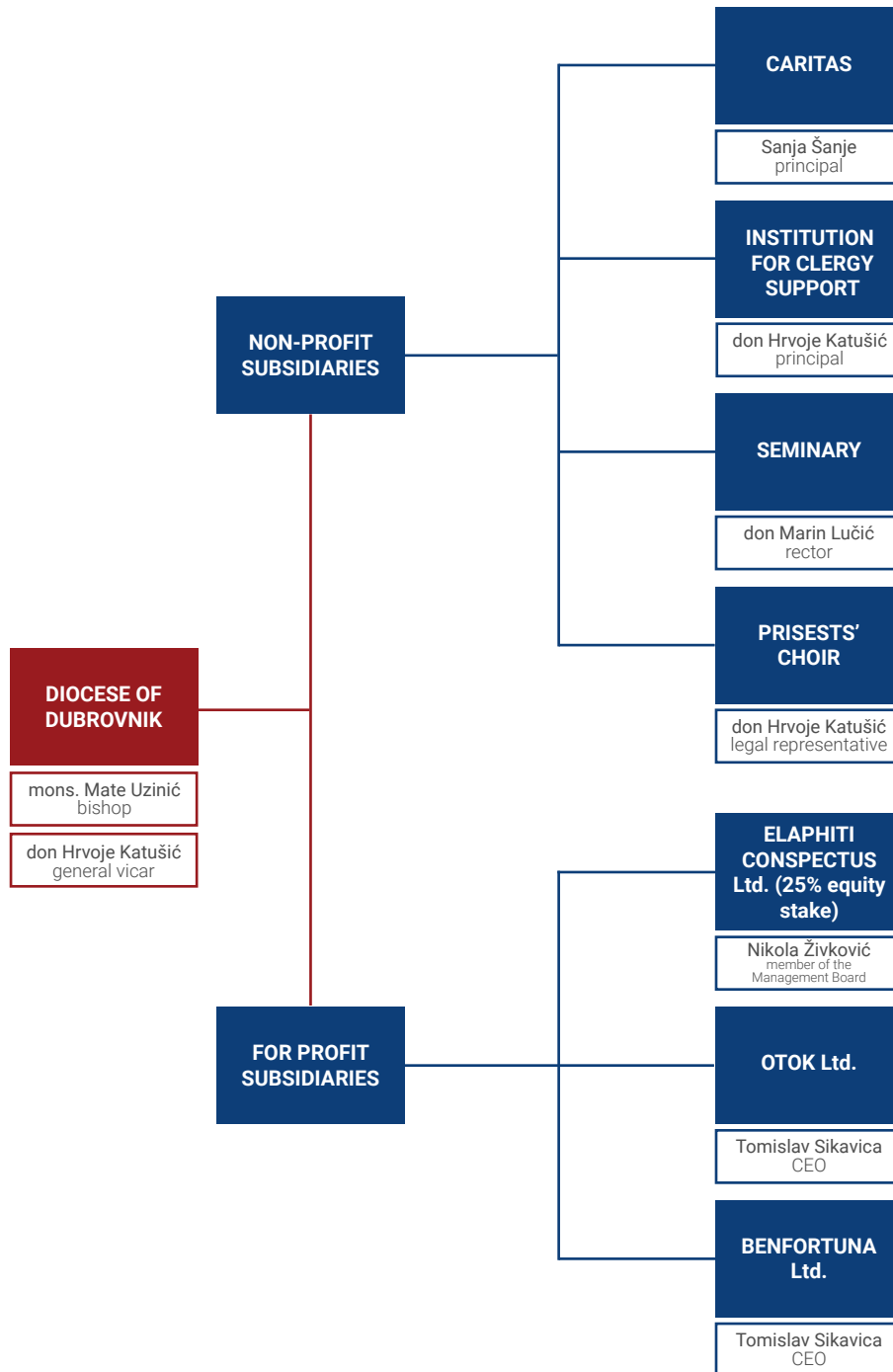
COMMITTEE OF COUNSELOURS

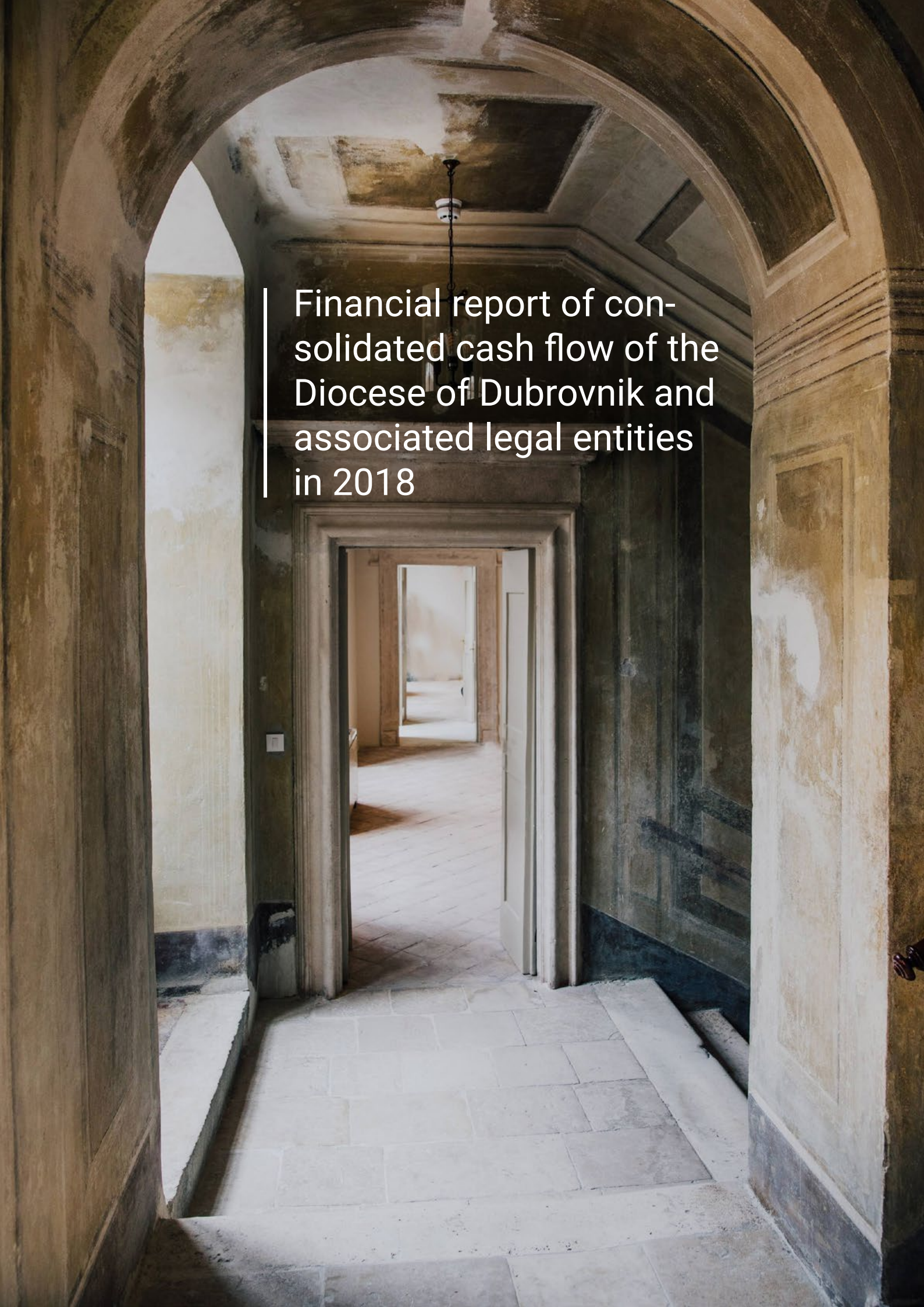
don Miljenko Babaić, don Željko Kovačević, don Stanko Lasić,
don Hrvoje Katušić, don Ivica Pervan, don Bernardo Pleše and
don Marinko Šljivić

ECONOMIC COUNCIL

Hrvojka Stilinović, Marijo Kaznačić, Miroslav Kraljević, Jure Marić and
Miron Marić

Diocese of Dubrovnik's subsidiaries (31/12/2018)





Financial report of consolidated cash flow of the Diocese of Dubrovnik and associated legal entities in 2018

Final financial statement of the Diocese of Dubrovnik on 31 December 2018

31 December 2018

TOTAL AMOUNT OF DEBT*	(43,039,342.02)
Accounts statement	8,367,228.35
Real financial state	(34,672,113.67)

* The Diocese of Dubrovnik has reduced its total debts in 2018 in the amount of 705,031.77 kuna. Hence the total debt status of the Diocese and associated legal entities now amounts to 43,039,342.02 kuna. The debts mostly consist of a bank loan used to refinance previous debts and a bank loan for the parish of Korčula and also include loans from other dioceses.

Analytic breakdown of the debts of Diocese of Dubrovnik and associated legal entities

AMOUNT OF INDEBTEDNESS	31/12/2018	31/12/2017	index^{kn}
OTP bank loan (until 2027)	(30,624,999.95)	(34,124,999.99)	89.74
OTP bank loan for Korčula (until 2024)	(4,106,342.07)	(4,821,428.57)	85.17
Loans from other dioceses	(8,308,000.00)	(3,033,333.24)	273.89
Other/guarantees	-	(1,764,611.99)	-
Other/guarantees	(43,039,342.02)	(43,744,373.79)	98.39

Total amount of debt: 705,031.77

Consolidated cash flow of the Diocese of Dubrovnik and associated legal entities for 2018

CASH FLOW NET	2018	2017	index^{kn}
Initial account statement	7,494,894.01	8,569,045.33	87.46
Consolidated income	40,676,724.28	38,542,917.03	105.54
Consolidated expenditures	(39,804,389.94)	(39,617,068.34)	100.47
Final accounts statement	8,367,228.35	7,494,894.01	111.64
Cash flow net	872,334.34	(1,074,151.31)	-

Consolidated cash flow of the Diocese of Dubrovnik and associated legal entities in 2018

	2018	2017	index ^{kn}
TOTAL REVENUE	40,676,724.28	38,542,917.03	105.54
REGULAR RECEIPTS	20,066,479.97	20,195,873.99	99.36
FROM PARISHES	2,381,738.15	3,931,504.86	60.58
Diocese collections	728,123.20	628,529.78	115.85
Earmarked income - regular collections	730,882.55	577,755.52	126.50
Fees and other receipts from parishes	523,982.40	2,481,499.56	21.12
Gifts for Mass intentions	398,750.00	243,720.00	163.61
FROM ASSETS	9,096,748.59	7,354,411.10	123.69
Receipts from renting flats	115,202.01	71,165.12	161.88
Receipts from leasing office spaces	7,580,891.56	6,335,320.98	119.66
Other (tickets, sale, and similar)	1,400,655.02	947,925.00	147.76
FROM CROATIAN BISHOPS CONFERENCE	8,587,993.23	8,909,958.03	96.39
Receipts from the budget	8,587,993.23	8,909,958.03	96.39
EXTRAORDINARY INCOME	20,610,244.31	18,347,043.04	112.34
INCOME EARMARKED FOR PROJECTS	10,533,431.09	11,580,244.04	90.96
Receipts from the budget	2,360,033.38	2,270,787.50	103.93
For the renewal of mobile cultural heritage	652,000.00	530,000.00	123.02
For the renewal of cultural heritage real estate	1,708,033.38	1,740,787.50	98.12
From the local community	57,761.00	26,000.00	222.16
From the budget of the City of Dubrovnik	50,761.00	20,000.00	253.81
From the budget of Dubrovačko-neretvanska county	7,000.00	6,000.00	116.67
From donations	8,115,636.71	9,283,456.54	87.42
For the renewal of the palace of Brothers Andrijić	-	5,605,825.00	-
For the renewal of the monastery on the Island of St Mary	302,019.83	80,941.35	373.13
For the renewal of the Bishop's palace	5,469,502.70	-	-
For the renewal of the Diocese seminary	1,143,011.00	-	-
For Caritas (charity)	1,201,103.18	3,596,690.19	33.39
<i>Caritas action "The hands of goodness"</i>	701,860.35	3,596,690.19	19.51
<i>Caritas action for medical instruments</i>	24,456.00	-	-
<i>Caritas action for those in need</i>	105,130.00	-	-
<i>Caritas action "that they may have life" in Zambia</i>	98,278.66	-	-
<i>Caritas action "1000 joys"</i>	4,262.84	-	-
<i>Donations for Caritas scholarships</i>	50,000.00	-	-
<i>Other donations for Caritas</i>	217,115.33	-	-
OTHER EXTRAORDINARY INCOME	10,076,813.22	6,766,799.00	148.92
Long-term loans from other dioceses	7,500,000.00	-	-
Receipts from selling assets and for alienated assets	860,523.59	345,650.30	248.96
Received OTP bank loan for Korčula**	-	5,000,000.00	-
Paying off loans	1,183,702.14	657,565.39	180.01
Reimbursements and participation	380,126.08	406,527.33	93.51
Received advance	-	110,000.00	-
Donations	122,912.35	210,693.51	58.34
Other (mistaken payments, loans, currency conversion)	29,549.06	36,362.47	81.26

Consolidated cash flow of the Diocese of Dubrovnik and associated legal entities in 2018

	2018	2017	index ^{kn}
TOTAL EXPENDITURE	(39,804,389.94)	(39,617,068.34)	100.47
CHARITY AND PASTORAL EXPENDITURE	(8,244,378.97)	(9,351,886.40)	88.16
CHARITY	(3,360,445.15)	(5,063,335.17)	66.37
Caritas (charity)	(2,696,649.09)	(4,617,857.98)	58.40
Current expenditure of Caritas*	(577,071.00)	(593,056.78)	97.30
Current maintenance of Caritas building (Gospino polje)	(161,824.83)	(241,180.78)	67.10
Programs and Caritas aid	(1,957,753.26)	(3,783,620.42)	51.74
<i>Scholarships</i>	(206,250.00)	-	-
<i>Payment of aids and donations</i>	(488,133.04)	-	-
<i>For medical instruments and supplies</i>	(75,590.00)	-	-
<i>Project "That they may have life" for Zambia</i>	(100,000.00)	-	-
<i>Project "1000 Joys"</i>	(6,283.98)	-	-
<i>Project "Hands of Goodness"</i>	(497,707.65)	-	-
<i>Rehabilitation assistance for children</i>	(91,887.50)	-	-
<i>For the home Maslina</i>	(16,762.50)	-	-
<i>Project "Hands of Goodness" transferred to next year</i>	(387,770.19)	-	-
<i>Other projects - transferred to next year</i>	(87,368.40)	(3,783,620.42)	2.31
Regular collections	(663,796.06)	(445,477.19)	149.01
For missions and missionaries	(226,925.25)	(141,261.74)	160.64
For the church in Bosnia and Herzegovina	(103,526.85)	(88,882.50)	116.48
For the Holy Land	(72,312.55)	(82,444.10)	87.71
For the papal missionary Association of the Holy Childhood	(55,760.75)	(48,813.50)	114.23
For Peter's Pence	(58,238.70)	(46,150.35)	126.19
For central Caritas	(11,758.61)	(12,111.20)	97.09
For the earthquake in Italy	-	(25,813.80)	-
Collections for Greece	(27,299.65)	-	-
Collections for Indonesia	(65,970.70)	-	-
Collections for last year	(42,003.00)	-	-
DIOCESE COUNCILS AND OFFICES	(1,571,662.00)	(1,366,046.78)	115.05
Council for culture	(63,348.33)	(50,692.89)	124.96
Council for the youth*	(262,496.07)	(336,337.09)	78.05
Council for the family*	(144,425.73)	(96,494.24)	149.67
Family counselling *	(213,478.79)	(228,554.31)	93.40
Archives*	(249,589.22)	(153,996.05)	162.08
Catechetical office*	(113,198.55)	(110,485.66)	102.46
Council for consecrated life	(31,119.38)	(33,160.00)	93.85
Council for pastoral vocations	(39,207.02)	(47,097.43)	83.25
Media office*	(185,954.61)	(227,107.08)	81.88
Other expenditure on pastoral projects	(216,708.33)	(78,952.03)	274.48
Council for catechization	(23,833.69)	-	-
Office for pastoral affairs	(28,302.28)	(3,170.00)	892.82

Consolidated cash flow of the Diocese of Dubrovnik and associated legal entities in 2018

	2018	2017	index ^{kn}
EXPENDITURE ON PRIESTS AND SEMINARIANS	(2,918,421.82)	(2,679,634.45)	108.91
For maintenance of priests	(2,437,716.31)	(2,305,025.52)	105.76
Costs of seminarians	(274,582.51)	(196,000.00)	140.09
Health services and insurance	(132,162.41)	(50,680.15)	260.78
Costs of board meetings, seminars, assemblies, spiritual exercises	73,960.59	(127,928.78)	57.81
MASS INTENTIONS	(393,850.00)	(242,870.00)	162.16
EXPENDITURE FOR INSTITUTIONS OF THE DIOCESE	(13,855,384.45)	12,858,136.98)	107.76
DIOCESE ORDINARIATE	(4,055,037.62)	(3,833,963.56)	105.77
Expenditure on salaries (financial, legal, construction, administrative and technical service)	(1,076,578.50)	(1,460,587.62)	73.71
Office expenditure	(164,411.82)	(246,889.94)	66.59
Expenditure on utilities and transport services)	(1,027,429.15)	(891,123.49)	115.30
Maintenance services	(552,694.36)	(461,923.21)	119.65
Intellectual and personal services	(741,535.15)	(433,609.23)	171.01
Costs of representation (talks and meetings)	(68,299.16)	(79,698.85)	85.70
Other expenditure (other services, fees)	(120,756.58)	(260,131.22)	46.42
Investment maintenance	(303,332.90)	-	-
DIOCESE SEMINARY (CLASSICAL LYCEUM)	(1,387,783.00)	(389,984.77)	355.86
Current maintenance	(139,308.86)	-	-
Investment maintenance	(823,000.00)	-	-
Current expenditure of Caritas*	(230,231.68)	(229,184.38)	100.46
Classical lyceum*	(195,242.46)	(160,800.39)	121.42
HOME FOR ELDERLY PRIESTS	(1,094,295.29)	(1,106,657.31)	98.88
Current maintenance	(64,929.55)	-	-
Investment maintenance	(12,899.20)	-	-
Current expenditure of Caritas*	(1,016,466.54)	(1,106,657.31)	91.85
SAINT MARY'S MONASTERY ON MLJET	(869,658.96)	(491,646.52)	176.89
Investment maintenance	(744,801.00)	-	-
Current expenditure of Caritas*	(124,857.96)	-	-
PALAČA BRAĆE ANDRIJIĆA 8	-	(5,590,953.39)	-
Investment maintenance	-	(5,590,953.39)	-
BISHOP'S PALACE	(6,448,609.59)	(1,444,931.43)	446.29
Investment maintenance	(5,991,457.14)	-	-
Current maintenance	(67,842.37)	(1,444,931.43)	<
Current expenditure of Caritas*	(389,310.08)	-	-

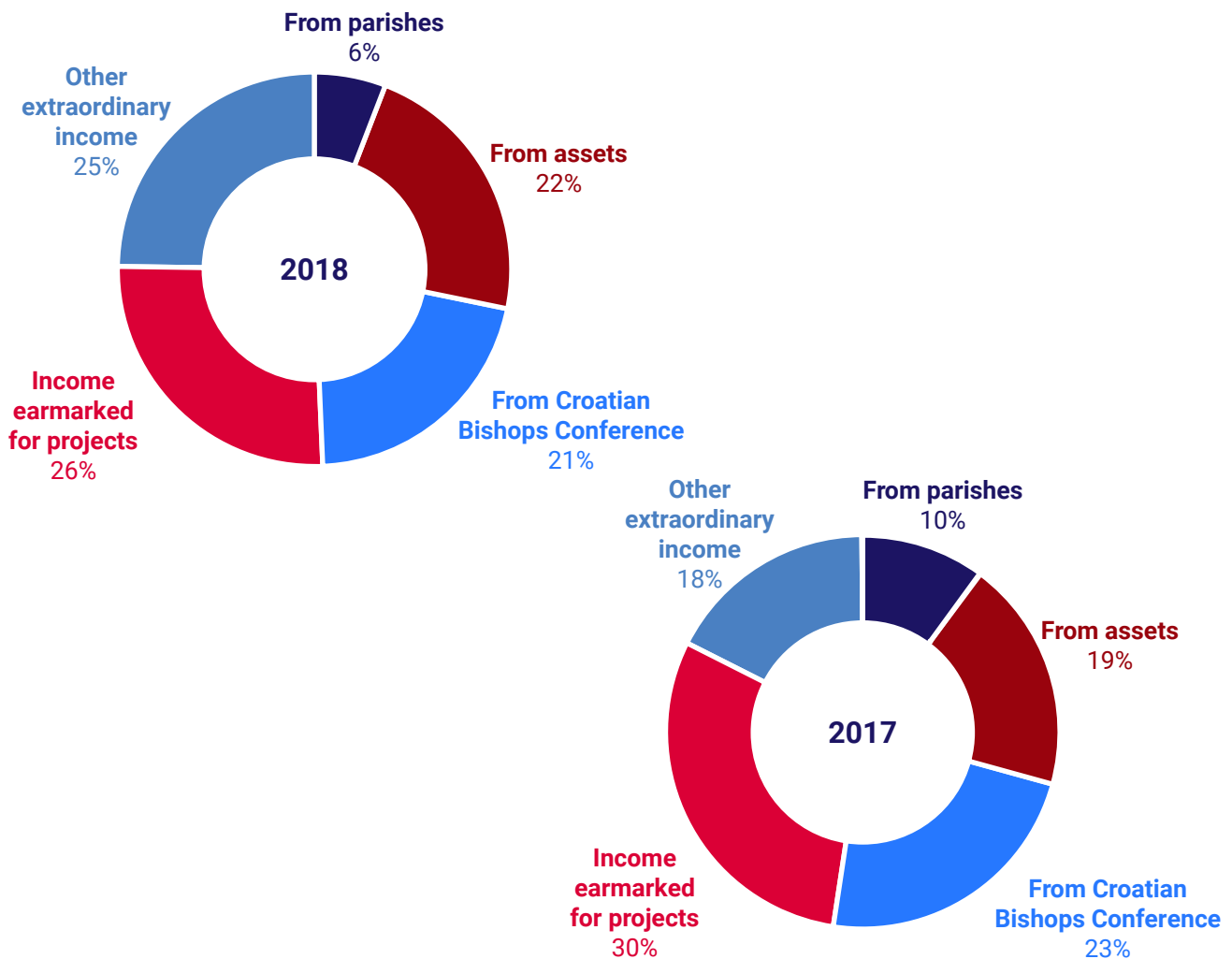
Consolidated cash flow of the Diocese of Dubrovnik and associated legal entities in 2018

	2018	2017	index ^{kn}
EXPENDITURE FOR ASSETS AND HERITAGE	(6,741,630.71)	(3,940,553.37)	171.08
MAINTENANCE AND MANAGEMENT OF CULTURAL HERITAGE	(1,700,017.47)	1,619,648.31	104.96
Mobile cultural goods	(768,527.78)	(549,320.31)	139.91
Cultural real estate	(931,489.69)	(1,070,328.00)	87.03
REFURBISHMENT OF APARTMENTS AND OFFICE SPACES	(214,419.08)	-	-
Current maintenance	(66,297.88)	-	-
Investment maintenance	(148,121.20)	-	-
AID FOR PARISHES	(4,827,194.16)	(2,320,905.06)	207.99
For maintenance and upkeep of churches and rectories	(4,827,194.16)	(2,320,905.06)	207.99
EXPENDITURE FOR FINANCIAL OBLIGATIONS	(9,135,857.77)	(9,868,996.73)	92.57
EXPENDITURE ON PAYMENT OF LOANS	(4,215,086.54)	(5,844,878.75)	72.12
EXPENDITURE ON PAYMENT OF LOANS	(3,989,945.37)	(2,236,398.02)	178.41
EXPENDITURE ON INTEREST FOR RECEIVED LOANS	(888,218.92)	(1,672,922.76)	53.09
EXPENDITURE ON OTHER BANKING SERVICES	(42,606.94)	(114,797.20)	37.11
OTHER EXPENDITURE	(1,827,138.04)	(3,597,494.86)	50.79
EXPENDITURE ON VAT (includes payments for taxes on construction works)	(1,645,840.65)	(3,180,936.97)	51.74
OTHER EXPENDITURE (insurance, advances, taxes, etc.)	(181,297.39)	(416,557.89)	43.52

* Costs include employees' salaries

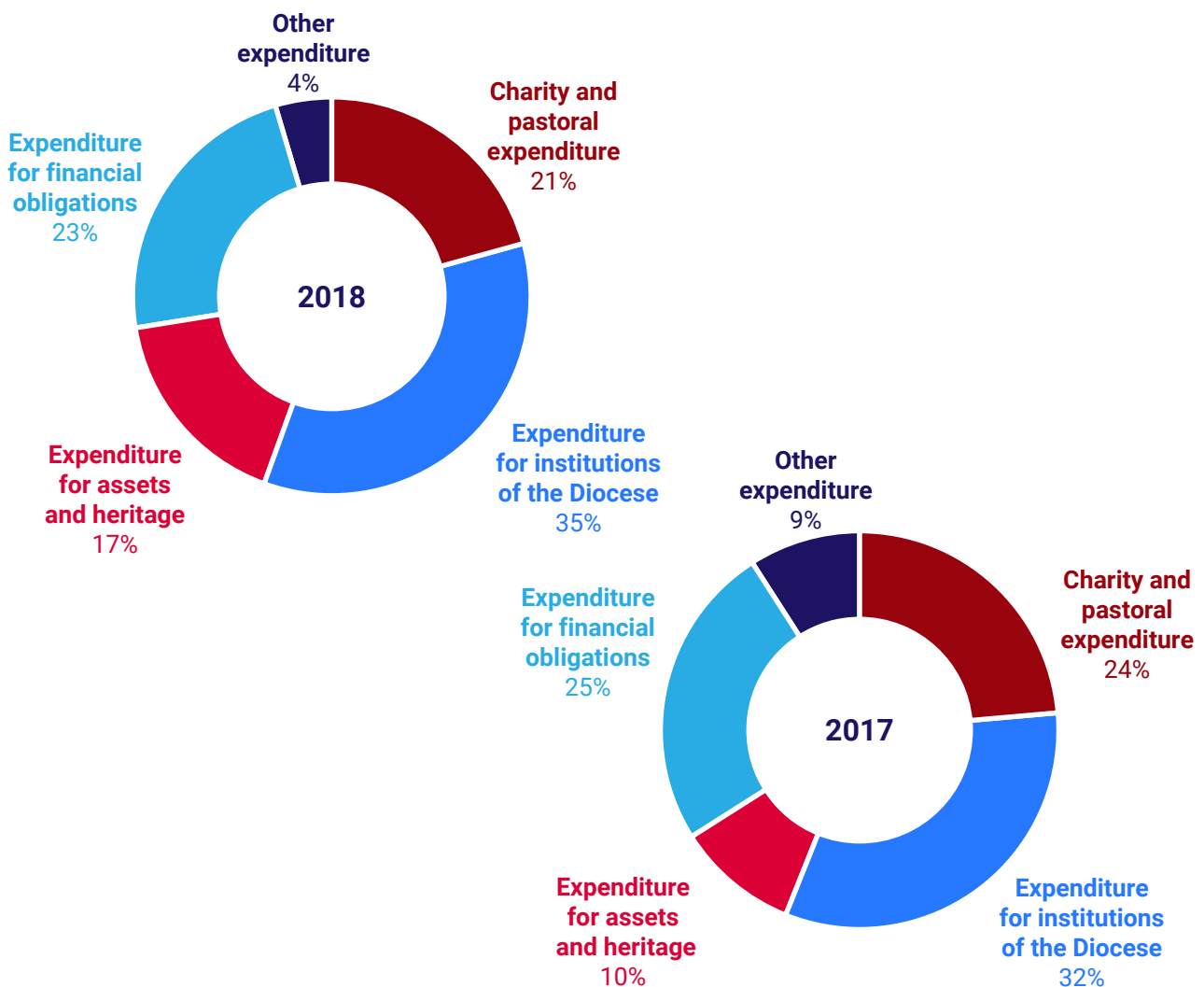
** This loan was used for the parish of Korčula last year and is hence included in 2017 budget

Consolidated cash flow of the Diocese of Dubrovnik and associated legal entities in 2018



The graphics above indicate that the structure of consolidated revenue in 2018 in relation to 2017 is very similar. Relative shares of regular and extraordinary income hover around 50% in both years. One can see significant differences in income from parishes as this part of the share was higher by 4% in 2017 because of extraordinary income that parishes made in sales. Relative share of income earmarked for projects has decreased by 4% in 2018 because of the completion of the restoration of the bishop’s palace while extraordinary income grew by 7% due to long-term loans from other dioceses.

Comparing relative shares of consolidated expenditure in 2017 and in 2018



The most significant difference in relative shares of total expenditure between 2017 and 2018 pertains to the area of assets and heritage which is higher by 7% in 2018. The reason for this is the fact that this category includes a subcategory "Aid for parishes" which, in turn, includes a loan of 4 million kuna for the completion of the pastoral centre in the parish of Korčula. The relative share of "Charity and pastoral expenditure" has been reduced by 3% because the Caritas project "Hands of goodness" had received substantial EU funds in the amount of 3.6 million kunas in the previous year (for food and hygienic supplies). The category of Other expenditure is 4% smaller because in 2017 it included substantial construction works on palace of brothers Andrijić which required paying higher VAT rates.

Other reports of the Diocese
of Dubrovnik and associated
legal entities in 2018



BALANCE SHEET

- Diocese of Dubrovnik
- Caritas
- Institution for clergy support
- Episcopal seminary
- Priests' choir
- Benfortuna Ltd.
- Otok Ltd.

REPORT ON PROCEEDES AND EXPENDITURES

- Diocese of Dubrovnik
- Caritas
- Institution for clergy support
- Episcopal seminary
- Priests' choir

PROFIT AND LOSS ACCOUNT

- Benfortuna Ltd.
- Otok Ltd.

DIOCESE OF DUBROVNIK

kn

BALANCE SHEET	2018	2017	index
NON-FINANCIAL ASSETS	342,243,671.49	336,303,308.87	101.77
Standing long-term assets	1,500,000.00	1,500,000.00	100.00
Land parcels	1,500,000.00	1,500,000.00	100.00
Manufactured long-term assets	340,743,671.49	334,803,308.87	101.77
Residential building	9,877,113.10	9,877,113.10	100.00
Office spaces	330,602,571.79	324,907,459.56	101.75
Office equipment and furniture	2,866,551.49	2,572,975.08	111.41
Communications equipment	216,617.47	216,617.47	100.00
Equipment for maintenance and conservation	91,842.70	91,842.70	100.00
Means of transport in traffick	336,920.01	311,363.95	108.21
Other	84,200.00	27,000.00	311.85
Correction of value	(3,332,145.07)	(3,201,062.99)	104.09
FINANCIAL ASSETS	42,043,793.02	38,923,539.31	108.02
Money in the bank and in the treasury	7,038,875.73	4,515,257.28	155.89
Money in bank account and in the treasury	7,038,875.73	4,515,257.28	155.89
Deposits and employees' contributions	137,968.17	125,815.90	109.66
Employees receivables	-	10,818.00	-
Receivables on advances	109,883.87	30,646.59	358.55
Other receivables	28,084.30	84,351.31	33.29
Leases	32,920,603.95	32,071,316.41	102.65
Leases	32,920,603.95	32,071,316.41	102.65
Stock and shares	45,000.00	45,000.00	100.00
Stock and shares	45,000.00	45,000.00	100.00
Receivables	602,525.49	867,330.04	69.47
Buyers' receivables	602,525.49	632,234.33	95.30
Receivables on income	-	235,095.71	-
Expenditure in the future	1,298,819.68	1,298,819.68	100.00
Expenditure in the future	1,298,819.68	1,298,819.68	100.00
ASSETS	384,287,464.51	375,226,848.18	102.41

kn

BALANCE SHEET	2018	2017	index
OBLIGATIONS	45,610,468.12	44,352,139.56	102.84
Obligations on expenditures	2,571,126.10	2,372,377.76	108.38
Obligations on salary - net	86,016.96	118,858.55	72.37
Obligations on net salary contributions	2,051.92	-	-
Obligations on tax and city tax on salary income	6,066.88	13,814.93	43.92
Obligations on net salary contributions	22,710.54	32,857.97	69.12
Obligations on gross salary contributions	18,694.76	28,419.74	65.78
Contributions for employees' expenses	3,000.00	4,302.00	69.74
Obligations towards domestic suppliers	1,441,332.50	1,207,037.65	119.41
Obligations on donations for aid collections	730,900.00	730,900.00	100.00
Obligations on VAT	47,344.36	116,186.92	40.75
Obligations on advance, deposits, etc.	213,008.18	120,000.00	177.51
Obligations on loans	43,039,342.02	41,979,761.80	102.52
Obligations on domestic loans	34,731,342.02	38,946,428.56	89.18
Obligations on loans from other dioceses	8,308,000.00	3,033,333.24	273.89
OWN SOURCES	338,676,996.38	330,874,708.63	102.36
Own sources	313,606,954.96	325,330,354.54	96.40
Own sources from the founders and from business	313,606,954.96	325,330,354.54	96.40
Business result	25,070,041.42	5,544,354.09	452.17
Surplus/Deficit	25,070,041.42	5,544,354.09	452.17
LIABILITY	384,287,464.50	375,226,848.19	102.41

DIOCESE OF DUBROVNIK

kn

INCOME AND EXPENDITURE CALCULATION	2018	2017	index
REVENUE	21,103,077.96	18,378,404.53	114.83
Income from assets	1,414,523.42	1,568,969.63	90.16
Giro account	1,253.06	2,255.16	55.56
Income from positive currency conversion	27,244.46	183,612.83	14.84
Income from loans	-	235,095.71	-
Income from lease and rent	1,386,025.90	1,148,005.93	120.73
Income from donations	11,694,691.78	11,867,696.05	98.54
Income from donations from the state budget	2,360,033.38	2,270,787.50	103.93
Income from donations from the local administration	20,761.00	-	-
Other income from donations	9,313,897.40	9,596,908.55	97.05
Other income	168,025.04	209,438.85	80.23
Other income	168,025.04	209,438.85	80.23
Income from associated non-profit organizations	7,825,837.72	4,732,300.00	165.37
Current income from associated legal entities	7,825,837.72	4,732,300.00	165.37
EXPENDITURE	13,300,104.73	12,834,050.44	103.63
Employees expenditure	2,116,717.38	2,238,581.62	94.56
Salaries of regular employees	1,624,010.71	1,890,556.18	85.90
Other expenditure on employees	206,914.87	22,600.00	915.55
National health insurance contributions	249,237.03	283,844.91	87.81
Employment contributions	36,554.77	41,580.53	87.91
Material expenditure	5,849,657.12	3,672,029.58	159.30
Travel on business	4,832.33	7,801.14	61.94
Office materials and other material expenditure	767,643.12	732,721.62	104.77
Energy	480,404.03	514,674.79	93.34
Telephone, post and transport services	305,441.26	426,037.83	71.69
Current and investment maintenance services	2,312,467.82	702,840.48	329.02
Communal services	99,829.38	105,251.09	94.85
Health and veterinary services	34,200.00	32,300.00	105.88
Intellectual and personal services	1,047,340.67	394,213.39	265.68
Computer services	11,652.30	22,500.00	51.79
Other services	382,203.53	367,511.87	104.00
Insurance premiums	48,684.44	23,160.26	210.21
Representation	212,804.74	174,818.42	121.73
Other expenditure	142,153.50	168,198.69	84.52

Amortization expenditure	380,588.41	366,793.80	103.76
Amortization	380,588.41	366,793.80	103.76
Financial expenditure	923,717.38	989,008.11	93.40
Interest on bank loans	888,218.92	841,730.44	105.52
Banking and banking transfer services	24,513.67	96,308.33	25.45
Negative currency conversion and currency clause	10,984.79	50,969.34	21.55
Donations, aid	934,694.12	2,643,852.84	35.35
Current donations	59,560.61	185,567.50	32.10
Caritas (charity)	476,000.00	494,000.00	96.36
Aid for parishes	399,133.51	1,964,285.34	20.32
Other expenditures	1,672,100.07	2,529,183.15	66.11
Other expenditure	1,672,100.07	2,529,183.15	66.11
Expenditure on financing associated entities	1,422,630.25	394,601.34	360.52
Current expenditure of associated entities	1,422,630.25	394,601.34	360.52
INCOME AND EXPENDITURE DIFFERENCE	7,802,973.23	5,544,354.09	140.74

CARITAS

Diocese of Dubrovnik's Caritas was founded on 24 September 1990. The main task and role of Caritas is to support those in need with scholarships, food, financial support and various other projects in our Diocese but also in other parts of Croatia and the world.

Caritas distributes material aid in the form of food, hygienic products, clothes, shoes, textile, furniture, etc. in the area of the Diocese. With the help of its volunteers, Caritas organizes cleaning actions, charity sales and meetings with those in need. Charity funds are also used to aid children with developmental disabilities, pay utilities for those in need, scholarships and stipends for students from families with low income.

Special actions are organized to help socially deprived in other parts of our homeland. For example, the humanitarian action "Let us share the joy of Christmas" brought help to those in need in the areas of Imotski and Sinj. At the end of 2018 a missionary action was used to cover tuition fees in Catholic schools of the Diocese in Mongo, Zambia.

Caritas has successfully managed to obtain funds from the EU social fund -FEAD- again this year and distributed larger packages of aid in food and hygienic products.

In 2018 Caritas moved out of its spaces in Babin kuk neighbourhood due to restoration works on the economic centre which hosted a part of Caritas operations. As the bishop moved to the city centre Caritas was able to move into the former bishop's home in Gospino polje and continue its good work which includes taking part in organization of many events alongside the committees and councils of the Diocese.

CARITAS

kn

BALANCE SHEET	2018	2017	index
NON-FINANCIAL ASSETS	3,956,980.10	4,016,568.44	98.52
Manufactured long-term assets	3,956,980.10	4,016,568.44	98.52
Office spaces	3,939,717.10	3,939,717.10	100.00
Office equipment and furniture	528,110.64	471,270.64	112.06
Equipment for maintenance and conservation	36,328.05	-	-
Means of transport in traffick	55,574.00	55,574.00	100.00
Correction of value	(602,749.69)	(449,993.30)	133.95
FINANCIAL ASSETS	614,114.74	545,938.98	112.49
Money in the bank and in the treasury	522,591.74	472,503.98	110.60
Money in bank account and in the treasury	522,591.74	472,503.98	110.60
Deposits and employees' contributions	74,188.00	59,000.00	125.74
Deposits in Croatian banks and other financial institutions	59,588.00	59,000.00	101.00
Receivables on advances	14,600.00	-	-
Receivables on income	17,335.00	14,435.00	120.09
Buyers' receivables	17,335.00	14,435.00	120.09
ASSETS	4,571,094.84	4,562,507.42	100.19
OBLIGATIONS	1,851,517.63	1,807,375.16	102.44
Obligations on expenditures	179,256.79	211,565.80	84.73
Obligations on employees	40,973.45	32,047.15	127.85
Obligations towards domestic suppliers	138,283.34	179,518.65	77.03
Delayed payment of expenditure and income from future periods	1,672,260.84	1,595,809.36	104.79
Delayed recognition of income	1,672,260.84	1,595,809.36	104.79
OWN SOURCES	2,719,577.21	2,755,132.26	98.71
Own sources	2,525,710.55	2,525,710.55	100.00
Own sources from the founders and from business	2,525,710.55	2,525,710.55	100.00
Business result	193,866.66	229,421.71	84.50
Surplus/Deficit	193,866.66	229,421.71	84.50
LIABILITY	4,571,094.84	4,562,507.42	100.19

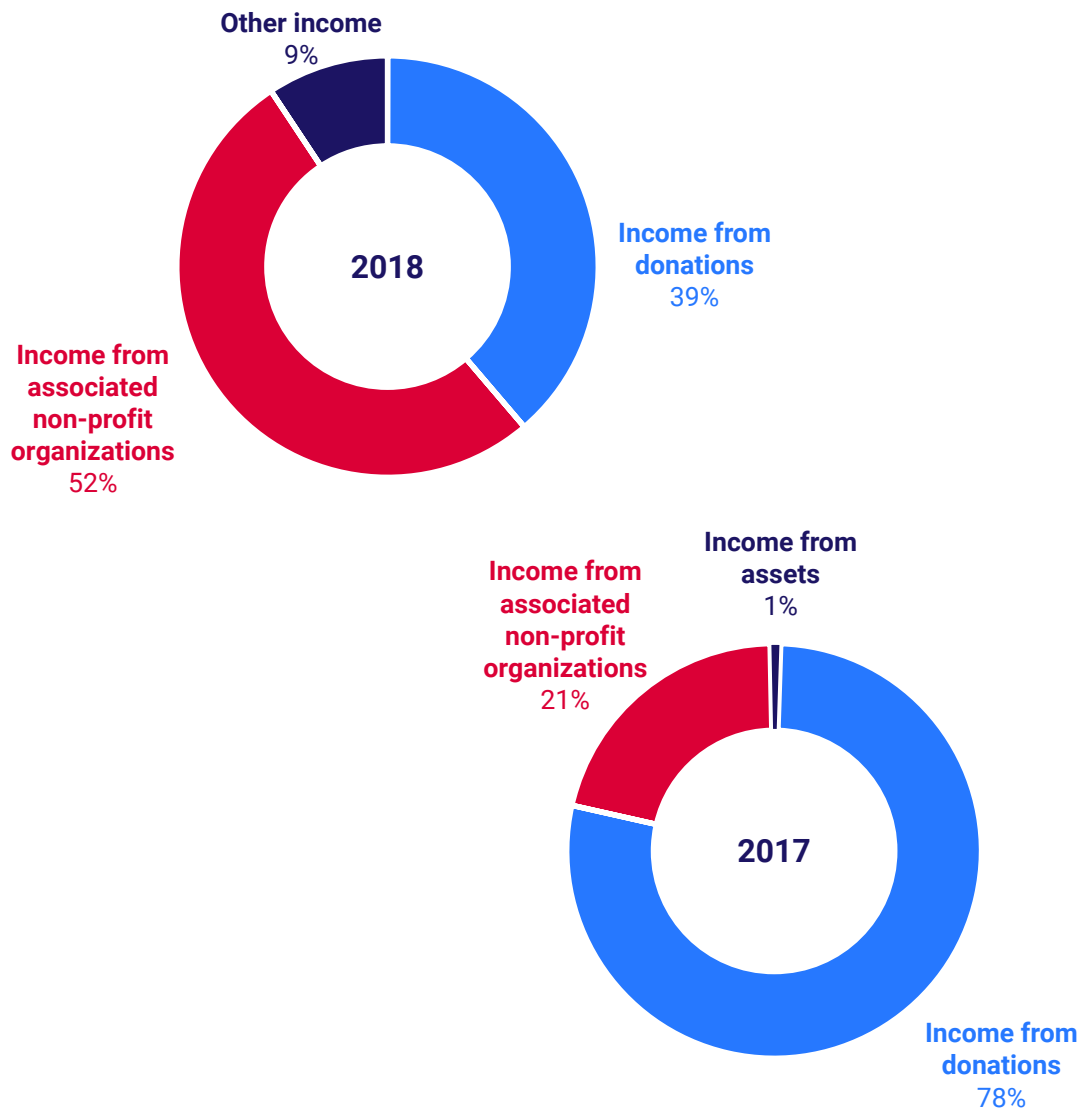
CARITAS

kn

INCOME AND EXPENDITURE CALCULATION	2018	2017	index
REVENUE	2,006,574.48	4,606,120.16	43.56
Income from assets	650.94	23,600.98	<
Giro account	650.94	59.65	>
Income from positive currency conversion	-	23,541.33	-
Income from donations	776,984.62	3,593,584.18	21.62
Income from donations from the state budget	22,000.00	26,000.00	84.62
Income from donations - EU funds - project <i>Hands of Goodness</i>	200,961.53	3,380,584.86	<
Other income from donations	554,023.09	186,999.32	296.27
Other income	187,138.92	14,435.00	>
Income from merchandise sales and services	8,985.00	14,435.00	62.24
Reimbursements and sale of long-term assets	178,153.92	-	-
Income from associated non-profit organizations	1,041,800.00	974,500.00	106.91
Current income from associated organizations	1,041,800.00	974,500.00	106.91
EXPENDITURE	2,042,129.53	4,376,698.45	46.66
Employees expenditure	431,618.52	387,565.80	111.37
Salaries of regular employees	355,373.98	320,448.48	110.90
Other expenditure on employees	15,120.00	12,000.00	126.00
Contributions	61,124.54	55,117.32	110.90
Material expenditure	131,896.36	100,647.48	131.05
Energy	24,247.57	22,800.43	106.35
Telephone, post and transport services	20,924.07	19,503.46	107.28
Current and investment maintenance services	22,249.16	4,598.88	483.80
Intellectual services	7,369.39	17,739.74	41.54
Communal services	4,264.72	2,344.51	181.90
Other services	31,920.45	4,105.42	777.52
Other expenditure	20,921.00	29,555.04	70.79
Amortization expenditure	152,756.39	146,301.25	104.41
Amortization	152,756.39	146,301.25	104.41
Financial expenditure	4,148.73	90,803.90	<
Interest on bank and other loans	-	64,700.03	-
Banking and banking transfer services	4,148.73	26,103.87	15.89

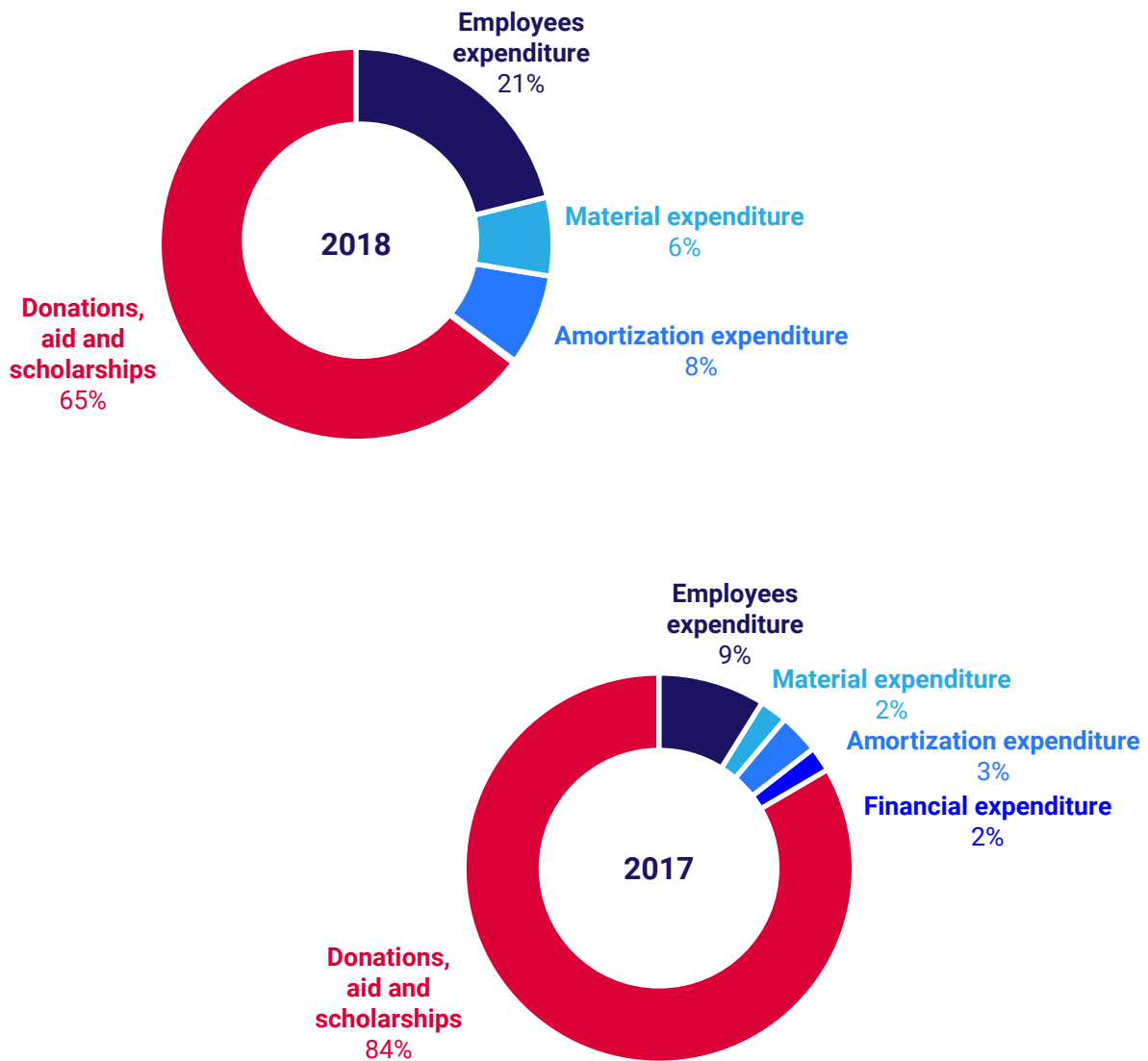
Donations, aid	1,143,571.81	3,651,380.02	31.32
Donations, aid and scholarships	1,143,571.81	3,651,380.02	31.32
Expenditure on associated non-profit organizations	178,137.72	-	-
Current expenditure of associated non-profit organizations	178,137.72	-	-
INCOME AND EXPENDITURE DIFFERENCE	(35,555.05)	229,421.71	-

Comparing relative shares of Caritas income between 2018 and 2017



In 2018 share of income from EU funds has been reduced to 39% in relation to 2017 when it was 78%. As a consequence, the financial share of Diocese income increased in relative terms (in percentage points it grew from 21% to 52%) although it remained almost the same in real terms (around one million kuna).

Comparing relative shares of Caritas expenditure between 2018 and 2017



In 2018 total expenditure has decreased due to the fact that substantial EU funds were received and spent the previous year. The relative share of donations has stayed the same, at the very high level of 65%.

Caritas projects

SOCIAL BASKET, CLOTHES AND SHOES, FURNITURE AND DIAPERS

The total value of these programmes was **980 000 KN**. Food aid was mostly funded from charity funds while some money was collected in advent and lent through citizens donations in shops.

All other distributed goods were donated by the citizens.



4500 PACKAGES of aid in food and hygienic products worth **700 000 KN** received by **750 USERS** in the Diocese area

570 USERS received clothes and shoes in the value of **180 000 KN**

100 FAMILIES received furniture worth **32 000 KN**

156 USERS received diapers worth **65 900 KN**

DONATIONS *material*



JASENSKA d.o.o. – twenty donations of fruit and vegetables 17500 kn

MINISTRY –1 ton of oranges donated to Caritas due to embargo on Russian exports

DUKAT – ten donations of dairy products

MÜLLER – two donations of chocolate products

FRESH FISH – around 300 kg fresh fish

ADRIATIC LUXURY HOTELS – four donations of bedding and towels

BORROWING MEDICAL EQUIPMENT



5 ANNIVERSARY

Annually 250 deposits issued, in total over 1050 so far over five years. Caritas has 170 infirmary beds, 100 antecubital mattresses, 30 invalid chairs, and various other medical instruments.

COLLECTING MEDICINES



This project is taking place in collaboration with Dubrovnik General Hospital. It includes gathering medicines which are delivered to the hospital on the same day.

HELPING CHILDREN WITH DEVELOPMENTAL DIFFICULTIES

The project subsidizes special treatments of around 15 children with developmental difficulties.

HELPING EDUCATION



SCHOLARSHIPS – 27 students on low income receive a scholarship during ten months per year. This year we received a donation of OTP bank to fund scholarships for seven University students.

TUITION – four students from disadvantaged backgrounds receive subsidies to cover their school tuition.



CARITAS ACTIONS

“FINANCIAL MANAGMENT” – funded by the City of Dubrovnik. Licenced lecturer gave a series of lectures to 25 of our users.

ST. NICHOLAS – DISTRIBUTING PRESENTS TO USERS’ CHILDREN

40 children has received presents funded by a donation given by a hotel group. Programmes organized with the help of sister Marinela Žuro and children from the parish of Boninovo. Presents distributed also to children on the islands of Korčula and Mljet.

BOUQETS FOR ALL SOULS – One family donated around 100 chrysanthemum bouquets. A part was donated to users and a part was used to decorate tombs Danče and Boninovo.

SHARE THE JOY OF CHRISTMAS – The 12th action in a row that was aimed to help relieve the flooded area of Ogulin. The donation was worth 70 000 kn.

HAVING BREAKFAST WITH GOD – The last Saturday of every month we invite our users to come to Holy Mass in the church of St Michael on Lapad and afterwards serve breakfast to them. This is funded by the parish of Lapad with the support of don Robert.


FOOD COLLECTIONS IN ADVENT AND LENT – shops put out baskets in which people could donate products for charity. Around 7500 pieces od different products collected, worth 75 000 kn.

SELLING EASTER DECORATIONS – made by Josipovac alumni: in parishes Rožat, Boninovo and St Blaise. Around 5000 kn collected for Josipovac centre.

EU PROJECTS OPEN DAYS – presenting the project “Hands of Goodness” that received 4 000 000 kn from EU funds in 2017 and 2018.

DAY OF THE POOR – gathering collections to help the poor. Parishes that have their own charities distributed their own funds while the rest was donated to the central account of Caritas for the poor.

COLLABORATION WITH OTHER COUNCILS AND PARISH CHARITIES



“72 HOURS WITHOUT COMPROMISE” – volunteer actions organized to help those in need.

SUMMER ON MLJET AND SUMMER CAMP ON ŠIPAN – logistic support

SUMMER AS JOY –project started by Jelena Vlahović to provide for summer holidays to families with several children from the Vukovar area. In collaboration with the prayer group Effatha.

CONCERT IN ADVENT – in collaboration with the prayer group Effatha and the youth group of St. Michael’s parish we organized a concert of spiritual music in Stradun. Income used to cover driving test fees of three alumni in the Home of institutionalized children “Maslina”. We have plans to pay for every alumnus/ alumna’s driving licence fee when they turn 18.

“FOR 1000 JOYS” – from the fund of Croatian Caritas we received 27 540 kn, and spent them on paying users’ utilities.

COLLECTING CLOTHES AND SHOES – organized in parishes of the Korčula and Pelješac district and delivered to Caritas.

INFIRMARY BEDS – Parish Caritas of the parish of Our Holy Saviour and the parish of St. Michael donated beds for Caritas.

COLLABORATION WITH INSTITUTIONS



PROVINCE, CITY AND COUNTIES – in constant contact with many offices and administrations. Using these connections we help each other and solve many difficult situations in various areas of Caritas action.

DUBROVNIK PRISON – for a life with dignity we give prisoners the most essential (clothes, shoes, hygienic products, towels, etc.).

PROBATION – courts often refer individuals on probation to Caritas who are obliged to do a certain number of hours in charity and many stay on as volunteers long after this period is finished.

DUBROVNIK GENERAL – the hospital Psychiatry Ward often needs pyjamas, gowns, diapers and other clothes, all of which we provide.



HELP ABROAD

Aiding Caritas of the Diocese of Mostar
– material aid on a monthly basis

VOLONTEERS



Around 50 volunteers of which five are working in Caritas on a daily basis. The total number of volunteer hours in 2018 exceeded **4500**.

INSTITUTION FOR THE SUPPORT OF THE CLERGY

The establishment of an Institution for the support of the clergy was recommended by the 2nd Vatican Council. This Institution's responsibility is to collect material goods and financial contributions for maintenance of clerics (diocesan and priests) who serve for the benefit of the Diocese.

The task of this institution is to care for the provision of appropriate social welfare and medical assistance, as well as for proper support to the priests who are sick, disabled or old.

The institution for the Support of the Clergy is managed by don Hrvoje Katušić, Vicar General of the Diocese of Dubrovnik. The main income of the Institution comes in the form of donations from the Croatian Bishops' Conference.

INSTITUTION FOR THE SUPPORT OF THE CLERGY

kn

BALANCE SHEET	2018	2017	index
FINANCIAL ASSETS	1,510,521.88	2,563,954.65	58.91
Money in the bank and in the treasury	455,190.24	1,416,632.12	32.13
Money in bank account and in the treasury	455,190.24	1,416,632.12	32.13
Deposits and employees' contributions	229,914.08	321,904.97	71.42
Receivables on loans	229,914.08	321,904.97	71.42
Leases	825,417.56	825,417.56	100.00
Leases to other subjects	825,417.56	825,417.56	100.00
ASSETS	1,510,521.88	2,563,954.65	58.91
OWN SOURCES	1,510,521.88	2,563,954.65	58.91
Own sources	2,563,954.65	1,457,188.02	175.95
Own sources from the founders and from business	2,563,954.65	1,457,188.02	175.95
Business result	(1,053,432.77)	1,106,766.63	-
Surplus/Deficit	(1,053,432.77)	1,106,766.63	-
LIABILITY	1,510,521.88	2,563,954.65	58.91

INSTITUTION FOR THE SUPPORT OF THE CLERGY

kn

INCOME AND EXPENDITURE CALCULATION	2018	2017	index
REVENUE	9,417,487.17	8,983,886.80	104.83
Income from assets	193.94	310.35	62.49
Giro account	193.94	310.35	62.49
Income from donations	8,594,993.23	8,909,958.03	96.47
Income from Croatian Bishops Conference transfers	8,551,993.23	8,747,958.03	97.76
Income from Croatian Bishops Conference payment for candidates for the priesthood	36,000.00	90,000.00	40.00
Income from Croatian Bishops Conference payment for pastoral care	7,000.00	72,000.00	<
Other income	6,000.00	73,618.42	<
Other extraordinary financial income	6,000.00	73,618.42	<
Income from associated non-profit organizations	816,300.00	-	-
Current income from associated non-profit organizations	816,300.00	-	-
EXPENDITURE	10,470,919.94	7,877,120.17	132.93
Financial expenditure	2,160.25	4,353.52	49.62
Banking and banking transfer services	2,160.25	4,353.52	49.62
Donations	138,522.32	-	-
Scholarships	42,622.32	-	-
Other donations	95,900.00	-	-
Contributions for priests national health insurance	2,799,437.37	2,716,907.35	103.04
Contributions for priests	2,448,591.31	2,336,039.52	104.82
Contributions for priests national health insurance	97,962.41	174,475.66	56.15
Other contributions for priests	37,248.46	18,392.17	202.52
Aid for seminarians	215,635.19	188,000.00	114.70
Other expenditures	-	43,559.30	-
Written-off receivables	-	43,559.30	-
Expenditure on associated non-profit organizations	7,530,800.00	5,112,300.00	147.31
Current expenditure of associated non-profit organizations (Diocese)	6,914,000.00	4,632,300.00	149.26
Current expenditure of associated non-profit organizations (Caritas)	565,800.00	480,000.00	117.88
Current expenditure of associated non-profit organizations (Seminary)	51,000.00	-	-
INCOME AND EXPENDITURE DIFFERENCE	(1,053,432.77)	1,106,766.63	-

PRIESTLY FRATERNITY OF SAINT PETER

Priestly Fraternity of Saint Peter is a non-profit institution founded by Diocese of Dubrovnik in 1393 with the purpose of providing spiritual and material assistance for lower clergy, foundation of hospitals for the poor, redemption of slaves and provision of dowry to poor girls.

Today, the Priestly Fraternity of Saint Peter has 27 properties totaling 910 m² (around 640 m² of is residential space and 270 m² office space) that are managed by the Diocese of Dubrovnik. The Diocese rents and leases these properties to be used for residential or commercial purposes and some residential properties are used by protected tenants.

Rental and leasing funds are a part of the Diocese's revenue.

PRIESTLY FRATERNITY OF SAINT PETER

kn

BALANCE SHEET	2018	2017	index
FINANCIAL ASSETS	149,980.82	59,699.44	251.23
Money in the bank and in the treasury	1,859.62	59,699.44	<
Money in bank account and in the treasury	1,859.62	59,699.44	<
Deposits and employees' contributions	148,121.20	-	-
Guarantee deposit	148,121.20	-	-
AKTIVA	149,980.82	59,699.44	251.23
OBLIGATIONS	2,185.00	-	-
Obligations on expenditures	2,185.00	-	-
Other obligations	2,185.00	-	-
OWN SOURCES	147,795.82	59,669.44	247.69
Own sources	59,669.44	9,216.43	647.42
Own sources from the founders and from business	59,669.44	9,216.43	647.42
Business result	88,126.38	50,453.01	174.67
Surplus/Deficit	88,126.38	50,453.01	174.67
LIABILITY	149,980.82	59,669.44	251.35

PRIESTLY FRATERNITY OF SAINT PETER

kn

INCOME AND EXPENDITURE CALCULATION	2018	2017	index
REVENUE	867,031.60	151,348.01	572.87
Income from assets	16.73	41.07	40.74
Giro account	16.73	41.07	40.74
Income from assets	-	1,000.00	-
Income from merchandise sales and services	-	1,000.00	-
Other income	867,014.87	150,306.94	576.83
Sales income from long-term real estate and material assets	82,902.00	150,306.94	55.16
Income from alienated assets	621,112.87	-	-
Current income from associated non-profit organizations	163,000.00	-	-
EXPENDITURE	778,905.22	100,895.00	772.00
Material expenditure	41,377.68	-	-
Communal services	325.64	-	-
Legal services	41,052.04	-	-
Financial expenditure	3,827.54	895.00	427.66
Fees and legal fees	3,071.74	-	-
Banking and banking transfer services	755.80	895.00	84.45
Expenditure on associated non-profit organizations	733,700.00	100,000.00	733.70
Current expenditure of associated non-profit organizations (Diocese)	733,700.00	100,000.00	733.70
INCOME AND EXPENDITURE DIFFERENCE	88,126.38	50,453.01	174.67

DIOCESAN SEMINARY

The Diocesan Seminary was founded in Dubrovnik in 1850, in a building near the Cathedral. On 17th June

1940, Kingdom of Yugoslavia returned "Collegium Ragusinum" to the Diocese, previously occupied by the

French, and bishop Butorac transferred the Seminary to this former Jesuit college. The Seminary, located

at Poljana Ruđera Boškovića 6, is managed by the rector don Marin Lučić. The Seminary building hosts both the Seminary and the Classical Gymnasium of the Diocese. Seminary spaces are also used for other pastoral needs of the Diocese of Dubrovnik.

DIOCESAN SEMINARY

kn

BALANCE SHEET	2018	2017	index
NON-FINANCIAL ASSETS	27,414.55	38,939.59	70.40
Manufactured long-term assets	27,414.55	21,673.09	126.49
Office equipment and furniture	467,647.15	467,647.15	100.00
Communications equipment	57,897.24	57,897.24	100.00
Books in libraries	16,000.00	16,000.00	100.00
Correction of value	(514,129.84)	(519,871.30)	98.90
Stationery	-	17,266.50	-
Stationery in use	-	17,266.50	-
FINANCIAL ASSETS	41,523.12	25,213.40	164.69
Money in the bank and in the treasury	41,523.12	22,013.40	188.63
Money in bank account and in the treasury	41,523.12	22,013.40	188.63
Receivables	-	3,200.00	-
Buyers' receivables	-	3,200.00	-
ASSETS	68,937.67	64,152.99	107.46
OBLIGATIONS	113,328.31	110,109.19	102.92
Obligations on expenditures	113,328.31	110,109.19	102.92
Obligations on employees	20,730.56	18,600.04	111.45
Obligations towards domestic suppliers	92,597.75	91,509.15	101.19
OWN SOURCES	(44,390.64)	(45,956.20)	96.59
Own sources	45,959.82	45,959.82	100.00
Own sources from the founders and from business	45,959.82	45,959.82	100.00
Business result	(90,350.46)	(91,916.02)	98.30
Surplus/Deficit	(91,916.02)	(103,294.21)	88.98
Calculation of income and expenditure in the current year	1,565.56	11,378.19	13.76
LIABILITY	68,937.67	64,152.99	107.46

DIOCESAN SEMINARY

kn

INCOME AND EXPENDITURE CALCULATION	2018	2017	index
REVENUE	383,358.74	404,275.69	94.83
Income from assets	3.58	7.33	48.84
Giro account	3.58	7.33	48.84
Income from donations	6,500.00	17,400.00	37.36
Other income from donations	6,500.00	17,400.00	37.36
Other income	48,819.00	130,468.36	37.42
Income from lease and rent	48,819.00	12,500.00	390.55
Income from alienated assets	-	117,968.36	-
Income from associated non-profit organizations	328,036.16	256,400.00	127.94
Current income from associated organizations	328,036.16	256,400.00	127.94
EXPENDITURE	381,793.18	392,897.50	97.17
Employees expenditure	229,461.51	218,800.48	104.87
Salaries of regular employees	186,400.61	182,764.92	101.99
Other expenditure on employees	11,000.00	4,600.00	239.13
National health insurance contributions	27,960.08	27,414.72	101.99
Employment contributions	4,100.82	4,020.84	101.99
Material expenditure	138,447.87	148,040.67	93.52
Energy	493.17	631.17	78.14
Telephone, post and transport services	12.54	15.08	83.16
Current and investment maintenance services	4,144.25	3,057.00	135.57
Communal services	14,287.53	7,467.05	191.34
Insurance premiums	28,328.85	14,248.75	198.82
Other expenditure	91,181.53	122,621.62	74.36
Amortization expenditure	11,525.04	18,223.99	63.24
Amortization	11,525.04	18,223.99	63.24
Financial expenditure	1,025.00	2,499.96	41.00
Banking and banking transfer services	1,025.00	2,499.96	41.00
Other expenditures	1,333.76	5,332.40	25.01
Other expenditure	1,333.76	5,332.40	25.01
INCOME AND EXPENDITURE DIFFERENCE	1,565.56	11,378.19	13.76

BENFORTUNA d.o.o.

Benfortuna is a company owned by the Diocese and in charge of development and management of real estate properties in the area of the City of Dubrovnik. Primarily it manages the complex of St. Claire in Dubrovnik. Additionally, Benfortuna works to improve rental options of facilities in St. Claire monastery. Through this company, Diocese of Dubrovnik manages parts of its business activities. Alongside its regular activities in 2018 Benfortuna started making smaller investments in restoration of spaces in the complex of St Claire.

BENFORTUNA d.o.o.

kn

BILANCA	2018	2017	index
LONG-TERM ASSETS	13,972,417.88	14,764,193.44	94.64
Non-material assets	6,056,860.45	6,743,425.01	89.82
Investment in copyright and reproduction	2,000,000.00	2,000,000.00	100.00
Investment in others' assets	12,131,291.21	12,131,291.21	100.00
Correction of value due to amortization	(8,074,430.76)	(7,387,866.20)	109.29
Material assets	7,915,557.43	8,020,768.43	98.69
Plants and equipment	5,174,710.04	5,054,613.79	102.38
Building plots	4,993,249.56	4,993,249.56	100.00
Tools, mobile goods, office furniture and means of transport	475,971.45	468,214.85	101.66
Correction of value due to amortization	(2,728,373.62)	(2,495,309.77)	109.34
FINANCIJSKA (KRATKOROČNA) IMOVINA	1,204,361.58	1,591,224.59	75.69
Money in the bank and in the treasury	282,008.20	810,362.07	34.80
Domestic buyers	922,353.38	780,862.52	118.12
ASSETS	15,176,779.46	16,355,418.03	92.79
CAPITAL, LONG-TERM LIABILITIES	12,891,366.43	14,894,418.91	86.55
Registered share capital	20,000.00	20,000.00	100.00
Profits kept or transferred losses	(4,385,566.24)	(5,542,513.76)	79.13
Obligations towards associated entities (Diocese)	17,256,932.67	20,416,932.67	84.52
SHORT-TERM OBLIGATIONS	1,584,209.45	304,051.60	521.03
Obligations towards domestic suppliers	53,414.45	32,254.84	165.60
Obligations on domestic loans	1,404,162.54	-	-
Obligations on loan principals	-	167,925.51	-
Obligations on salaries and salary contributions	33,034.06	31,009.13	106.53
Obligations on VAT after calculation	93,598.40	72,862.12	128.46
BUSINESS RESULT	701,203.58	1,156,947.52	60.61
Profit and loss in business	701,203.58	1,156,947.52	60.61
LIABILITY	15,176,779.46	16,355,418.03	92.79

BENFORTUNA d.o.o.

kn

PROFIT AND LOSS CALCULATION	2018	2017	index
BUSINESS INCOME	4,708,116.20	4,276,867.31	110.08
Sales income	4,708,116.20	4,276,867.31	110.08
Income from products sales and services on the domestic market	4,708,116.20	4,276,867.31	110.08
BUSINESS EXPENDITURE	2,237,519.33	1,928,251.00	116.04
Employees expenditure	359,029.37	510,339.74	70.35
Salaries of regular employees	270,003.73	388,630.65	69.48
Contributions	47,610.64	67,959.09	70.06
Other expenditure on employees	41,415.00	53,750.00	77.05
Materijalni rashodi	963,813.55	519,245.29	185.62
Current maintenance services	302,640.55	88,056.64	343.69
Office materials and other material expenditure	41,599.95	24,726.43	168.24
Energy	266,201.26	153,520.96	173.40
Intellectual services	139,107.21	39,730.00	350.13
Transport services	11,310.56	-	-
Insurance premiums	45,472.40	50,793.67	89.52
Softwear maintenance services	13,713.46	17,910.07	76.57
Communal services	29,121.62	49,029.57	59.40
Other services	114,646.54	95,477.95	120.08
Other expenditures	914,676.41	898,665.97	101.78
Amortization	914,676.41	898,665.97	101.78
FINANCIAL INCOME	170.70	192,844.23	<
Financial income (with difference in interest, currency fluctuation)	152.48	229.29	66.50
Other financial income	18.22	192,614.94	<
FINANCIAL EXPENDITURE	1,769,563.99	1,384,513.02	127.81
Expenditure from interest basis	-	567,583.13	-
Guarantees costs	1,769,563.99	632,598.03	279.73
Other financial expenditure	-	184,331.86	-
Total revenue	4,708,286.90	4,469,711.54	105.34
Total expenditure	4,007,083.32	3,312,764.02	120.96
TOTAL PROFIT in the current year	701,203.58	1,156,947.52	60.61

ELAPHITI CONSPECTUS d.o.o.

Since 9th January 2015 Diocese of Dubrovnik has been one of the owners (25% equity stake) in the company Elaphiti Conceptus, which it owns together with the company Emerald Ventures from Zagreb.

The company was founded as a joint venture for developing a construction project in Lozica. This company had no activities in 2018.

OTOK d.o.o.

Otok d.o.o. is a company whose primary activities are: strategic and operational development of St. Mary's island on Mljet, restoration of the Benedictine complex, maintaining relations with the authorities of National Park Mljet and strategic development of land plots owned by the Diocese on the island of Mljet.

In 2018 Otok managed the restoration of the gardens in the Benedictine monastery complex on the Island of St Mary. One employee was hired in the summer season to present the monastery to tourists.

The Diocese of Dubrovnik has so far invested over 17 million kuna in the development of the island of St. Mary and its monastery. An anonymous donor has donated a generous sum to the Diocese for the purpose of restoring the gardens of the monastery.

OTOK d.o.o.

kn

BALANCE SHEET	2018	2017	index
LONG-TERM ASSETS	7,117,932.73	7,433,251.01	95.76
Non-material assets	7,060,277.46	7,406,113.27	95.33
Investment in others' assets - monastery of St Mary's	9,730,608.32	9,444,882.32	103.03
Correction of value due to amortization	(2,670,330.86)	(2,038,769.05)	130.98
Material assets	57,655.27	27,137.74	212.45
Plants and equipment	139,040.59	89,280.59	155.73
Tools, mobile goods, office furniture and means of transport	21,199.28	21,199.28	100.00
Correction of value due to amortization	(102,584.60)	(83,342.13)	123.09
FINANCIAL (SHORT-TERM) ASSETS	25,179.70	200,264.77	12.57
Money in the bank and in the treasury	25,179.70	198,455.72	12.69
Other	-	1,809.05	-
ASSETS	7,143,112.43	7,633,515.78	93.58
CAPITAL, LONG-TERM LIABILITIES	6,974,944.04	7,727,151.33	90.27
Registered share capital	20,000.00	20,000.00	100.00
Profits kept or transferred losses	(199,834.58)	(31,252.29)	639.42
Obligations towards associated entities (Diocese)	7,154,778.62	7,738,403.62	92.46
SHORT-TERM OBLIGATIONS	166,627.46	74,946.74	222.33
Obligations towards domestic suppliers	15,620.11	-	-
Obligations on domestic loans	120,000.00	67,170.20	178.65
Obligations on salaries and salary contributions	7,035.16	6,979.70	100.79
Obligations on VAT after calculation and other obligations	23,972.19	796.84	>
BUSINESS RESULT	1,540.93	(168,582.29)	-
Total profit in the current year	1,540.93	(168,582.29)	-
LIABILITY	7,143,112.43	7,633,515.78	93.58

OTOK d.o.o.

kn

PROFIT AND LOSS CALCULATION	2018	2017	index
BUSINESS INCOME	1,276,540.00	947,171.67	134.77
Sales income	1,276,540.00	947,171.67	134.77
Income from products sales and services on the domestic market	1,276,540.00	947,171.67	134.77
BUSINESS EXPENDITURE	1,275,029.73	969,649.13	131.49
Employees expenditure	112,462.40	284,064.29	39.59
Salaries of regular employees	91,904.72	202,332.13	45.42
Other expenditure on employees	1,000.00	1,000.00	100.00
Contributions	15,807.68	38,388.46	41.18
Other contributions for employees	3,750.00	42,343.70	<
Material expenditure	511,763.05	42,967.72	>
Current maintenance services	3,500.00	-	-
Office materials and other material expenditure	1,567.20	2,734.29	57.32
Energy	36,403.81	-	-
Transport services	1,764.68	-	-
Insurance premiums	17,503.99	17,504.00	100.00
Intellectual services	91,902.50	1,805.00	>
Other expenditure	359,120.87	20,924.43	>
Amortization expenditure	650,804.28	642,617.12	101.27
Amortization	650,804.28	642,617.12	101.27
FINANCIAL INCOME	33.87	157,870.89	<
Financial income (with difference in interest, currency fluctuation)	33.87	76,923.42	<
Other financial income	-	80,947.47	-
FINANCIAL EXPENDITURE	3.21	303,975.72	<
Expenditure from interest basis	3.21	227,013.52	<
Other financial expenditure	-	76,962.20	-
Total revenue	1,276,573.87	1,105,042.56	115.52
Total expenditure	1,275,032.94	1,273,624.85	100.11
PROFIT/LOSS in the current year	1,540.93	(168,582.29)	-

CONTACT

Diocese of Dubrovnik

Poljana Paska Miličevića 4
20000 Dubrovnik

Tel: **020/324-911**

Fax: **020/324-912**

E-mail: **biskupija@du.t-com.hr**

www.dubrovacka-biskupija.hr

IBAN: **HR7224070001100001843**

SWIFT: **OTPVHR2X**